



















Centrifuge Family Overview

Eppendorf Microcentrifuges

									
Centrifuge	MiniSpin®	MiniSpin® plus	5418 R	5420	5425	5425 R	5427 R	5430	5430 R
Description	Space saving 12-place mini-centrifuge		18-place microcentrifuge	Air-cooled 24-place micro-centrifuge for basic molecular biology applications	Whisper quiet 24-place standard microcentrifuge with outstanding feature set for broad range of applications, refrigerated for temperature sensitive samples or non-refrigerated		High-throughput 48-place microcentrifuge, refrigerated (natural refrigerant (R290)) for temperature sensitive samples	Crossover micro-centrifuge with multi-purpose versatility	
Max. capacity	12 × 1.5/2.0 mL		18 × 1.5/2.0 mL	24 × 1.5/2.0 mL	10 × 5.0 mL		48 × 1.5/2.0 mL	48 × 1.5/2.0 mL (6 × 15/50 mL, 2 × MTP)	
Max. speed (RCF)	12,100 × g	14,100 × g	16,873 × g	21,300 × g	21,300 × g		25,001 × g	30,130 × g	
Max. rpm	13,400	14,500	14,000	15,060	15,060		16,220	17,500	
Rotor options	2		1	2	6		9	12	
Refrigerated	-	-	0 °C to 40 °C	-	-	-10 °C to 40 °C	-10 °C to 40 °C	-	-11 °C to 40 °C
Ordering no.	*	*	* *	*	*	*	*	*	*

Eppendorf Multipurpose Centrifuges

									
Centrifuge	5702	5702 R	5702 RH	5804	5804 R	5810	5810 R	5910 Ri	5920 R
Description	Low speed multipurpose centrifuge with medium capacity for clinical research and cell culture labs			High speed multipurpose centrifuge with medium capacity		Compact multipurpose centrifuge with medium capacity		Super versatile multipurpose centrifuge with an intuitive touch screen user interface and high capacity for a broad range of consumables, refrigerated for temperature sensitive samples	High-throughput multipurpose centrifuge with very high capacity
Max. capacity	4 × 100 mL			4 × 250 mL		4 × 750 mL		4 × 1000 mL	4 × 1000 mL
> Conical tubes	20 × 15 mL / 4 × 50 mL			40 × 15 mL / 16 × 50 mL		56 × 15 mL / 28 × 50 mL		68 × 15 mL / 36 × 50 mL	108 × 15 mL / 52 × 50 mL
> Blood collection tubes	36 × 13 mm / 30 × 16 mm			56 × 13 mm / 52 × 16 mm		100 × 13 mm / 80 × 16 mm		120 × 13 mm / 104 × 16 mm	196 × 13 mm / 148 × 16 mm
> Plates	-			10 × MTP/2 × DWP		16 × MTP/4 × DWP		20 × MTP/ 4 × DWP	28 × MTP/ 8 × DWP
Max. speed (RCF)	3,000 × g			20,913 × g		20,913 × g		22,132 × g	21,194 × g
Max. rpm	4,400			14,000		14,000		14,000	13,700
Rotor options	6			12		18		10	9
Refrigerated	-	-9 °C to 40 °C	-9 °C to 42 °C	-	-9 °C to 40 °C	-	-9 °C to 40 °C	-11 °C to 40 °C	-11 °C to 40 °C
Ordering no.	*	*	*	*	*	*	*	*	*

Technical specifications subject to change. Errors and omissions excepted.

Centrifuge Family Overview

High-Speed Centrifuges

Ultracentrifuges



Centrifuge	CR22N	CR30NX	CP100NX; CP90NX; CP80NX	CS150FNX	CS150NX
Description	High-speed floorstanding centrifuge with high capacity, ideal for harvesting of biomass in up to 6 L per run. Refrigerated for temperature sensitive samples	2-in-1 high-speed floorstanding centrifuge with vacuum function, suitable for applications with super-speed requirements up to 110,000 x g. Refrigerated for temperature sensitive samples	Ultracentrifuge with a broad rotor and consumable portfolio. Three versions with shared functionality but different speed offerings are available to match your speed requirements	Floorstanding Micro-ultracentrifuge with speeds of up to 1,050,000 x g in a very compact design for labs with limited space availability	Benchtop Micro-ultracentrifuge with speeds of up to 1,050,000 x g, offering a flexible placement within the lab due the standard electricity requirements
Capacity¹	up to 4 x 1.5 Liter	up to 4 x 1.5 Liter and Continuous Flow (>10 L)	up to 6 x 230 mL	up to 6 x 30 mL	up to 6 x 30 mL
Max. RCF	58,700 x g	110,000 x g	803,000 x g; 700,000 x g; 615,000 x g	1,050,000 x g	1,050,000 x g
Max. speed	22,000 rpm	30,000 rpm	100,000 rpm; 90,000 rpm; 80,000 rpm	150,000 rpm	150,000 rpm
Temperature control range	-20 °C to 40 °C			0 °C to 40 °C	
Height (with open lid)	1,510 mm / 59.4 in	1,500 mm / 59 in	925 mm / 36.4 in	910 mm / 35.8 in	408 mm / 16 in
Footprint (WxD)	700 x 760 mm / 27.5 x 30 in	708 x 892 mm / 27.8 x 35.1 in	790 x 890 mm / 31.1 x 35.0 in	440 x 520 mm / 17.3 x 20.5 in	590 x 582 mm / 23.2 x 22.9 in
Noise level (max.)	≤ 64 dB(A)	≤ 56 dB(A)	≤ 51 dB(A)	≤ 45 dB(A)	≤ 45 dB(A)
Display	5.7 inch color touch-sensitive LCD panel	6.5 inch color touch-sensitive LCD panel	6.5 inch color touch-sensitive LCD panel	6.5 inch color touch-sensitive LCD panel	6.5 inch color touch-sensitive LCD panel
Numer of programs	30	1,000	1,000	20	20
Tracking of rotor usage	By serial number	By serial number	Rotor Life Management	By serial number	By serial number
Interfaces	USB/LAN (optional)	USB/LAN	USB/LAN	USB/LAN (optional)	USB/LAN (optional)
Data export	Yes	Yes	Yes	Yes	Yes
Vacuum function	No	Yes	Yes	Yes	Yes

1: Refers to the nominal volume. The maximum filling volume may depend on the application, rotor and speed. Please consult with your sales representative for further details.



For more information, please check our local website or contact your local sales representative.



www.eppendorf.com/centrifugation