



i Series UV-VIS Spectrophotometer

i2/i3/i5/i6/i7/i8/i9

i2 Visible Spectrophotometer



1. Standard scanning software can directly complete functions of Quantitative; Kinetics; Wavelength Scan; Multi Wavelength; DNA/Protein and Data processing.
2. Can establish calibration curves and implement associated tests. The instrument internal can be stored with 200 groups of data and 200 standard curves.
3. Suspended posture optical system design, strengthen and thicken the bottom plate to eliminate the vibration or transformation's impact on the optical system.
4. Automatic wavelength calibration and automatic deviation repair.
5. Tungsten and Deuterium lamp can be changed easily, without adjustment.
6. Standard with PC software.

i3 UV-VIS Spectrophotometer



1. Standard quantitative software can directly complete photometric analysis, quantitative test and processing of analytical data.
2. Can establish calibration curves and implement associated tests. The instrument internal can be stored with 200 groups of data and 200 standard curves.
3. With calibration curve method, we can establish multiple-point standard curve directly, on basis of which we can measure the concentration of the unknown sample.
4. With coefficient method, we can implement sample measurement directly after inputting coefficient of the curvilinear equation.
5. Automatic wavelength calibration and automatic deviation repair.
6. Deuterium and tungsten lamp can be changed easily, without adjustment.
7. Standard with PC software

i5 UV-VIS Spectrophotometer



1. The main unit and PC software can independently implement functions of Quantitative; Kinetics; Wavelength Scan; Multi Wavelength; DNA/Protein and Data Printing, PC software can complete the function of data processing.
2. Strong function of data processing makes user editing can be easier and more convenient.
3. Suspended posture optical system design, strengthen and thicken the bottom plate to eliminate the vibration or transformation's impact on the optical system.
4. Adopt synchronous sine institutions, high accuracy of the wavelength, repeatability.
5. Standard with PC software



i6 UV-VIS Spectrophotometer



1. The Main unit and PC software can independently implement functions of Quantitative; Kinetics; Wavelength Scan; Multi Wavelength; DNA/Protein and Data Printing; PC software can complete the function of data processing.
2. Suspended posture optical system design, strengthen and thicken the bottom plate to eliminate the vibration or transformation's impact on the optical system.
3. 24-bit high speed and high precision A/D conversion, and improve the sensitivity of the instrument.
4. The core components are imported from Germany and Japan.

i7 UV-VIS Spectrophotometer






1. The Main unit and PC software can independently implement functions of Quantitative; Kinetics; Wavelength Scan; Multi Wavelength; DNA/Protein and Data Printing; PC software can complete the function of data processing.
2. Suspended posture optical system design, strengthen and thicken the bottom plate to eliminate the vibration or transformation's impact on the optical system.
3. 24-bit high speed and high precision A/D conversion, and improve the sensitivity of the instrument.
4. The core components are imported from Germany and Japan.
5. 0.5/1/2/4nm bandwidth can be adjusted automatically.

i8 Double-Beam UV-VIS Spectrophotometer



1. Double beam optical system.
2. The Main unit and PC software can independently implement functions of Quantitative; Kinetics; Wavelength Scan; Multi Wavelength; DNA/Protein and Data Printing; PC software can complete the function of data processing.
3. Suspended posture optical system design, strengthen and thicken the bottom plate to eliminate the vibration or transformation's impact on the optical system.
4. 24-bit high speed and high precision A/D conversion, and improve the sensitivity of the instrument.
5. The core components are imported from Germany and Japan.
6. Optical system based on optical system, based on top structure design, top technological requirements and top raw materials.
7. Standard with PC software

Industries



i9 Double-Beam UV-VIS Spectrophotometer



1. Double-beam optical system.
2. The Main unit and PC software can independently implement functions of Quantitative; Kinetics; Wavelength Scan; Multi Wavelength; DNA/Protein and Data Printing, PC software can complete the function of data processing.
3. Suspended posture optical system design, strengthen and thicken the bottom plate to eliminate the vibration or transformation's impact on the optical system.
4. 24-bit high speed and high precision A/D conversion, and improve the sensitivity of the instrument.
5. 0.5/1.0/2.0/4.0/5.0 bandwidth can be adjusted automatically
6. The core components are imported with original packaging.
7. Optical system based on optical system, based on top structure design, top technological requirements and top raw materials.
8. Standard with PC software

Note: "—" without

Technical data

	i2	i3	i5	i6	i7	i8	i9
Wavelength Range	320-1100nm	190-1000nm	190-1100nm	190-1100nm	190-1100nm	190-1100nm	190-1100nm
Bandwidth	2nm	2nm	1.8nm	1.8nm	0.5/1/2/4nm	1.8nm	0.5/1/2/4/5nm
Wavelength Accuracy	±0.5nm	±1nm	±0.5nm	±0.1nm (D2 656.1nm); ±0.3nm (Full range)			
Wavelength Reproducibility	≤0.2nm	≤0.3nm	≤0.2nm	≤0.1nm	≤0.1nm	≤0.1nm	≤0.1nm
Photometric Accuracy	±0.3%T	±0.5%T	±0.3%T	±0.2%T	±0.2%T	±0.2%T	±0.2%T
Photometric Repeatability	≤0.15% T	≤0.2%T	≤0.15%T	≤0.15%T	≤0.15%T	≤0.15%T	≤0.15%T
Straylight	≤0.05%T	≤0.05%T	≤0.05%T	≤0.03%T	≤0.03%T	≤0.03%T	≤0.03%T
Stability	±0.001A/h(500nm)				±0.0004A/h(at 500nm)		
Baseline Flatness	±0.001A	—	±0.001A	±0.001A	±0.001A	±0.001A	±0.001A
Noise	±0.0005A	—	±0.0005A	±0.0005A	±0.0005A	±0.0005A	±0.0005A
Photometric Range	"0-200%T, -0.3--3A, 0-9999C			0-200%T, -4.0--4.0A, 0-9999C			
Wavelength setting mode	Automatic						
Scanning speed	—	—	High/Middle/Low				
Output	USB Port						
Printer port	Parallel Port						
Display	LCD(128*64)		LCD(320*240)				
Light Source	Tungsten Lamp	Deuterium&Tungsten Halogen Lamp					
Detector	Silicon Photodiode						
Power	220V AC ±10%/50Hz or 110V AC / 60Hz						
Dimension	460x380x180mm	420x300x160mm	460x380x180mm	625x430x210mm	625x430x210mm	625x430x210mm	625x430x210mm
Weight	15Kg	13Kg	20Kg	28Kg	28Kg	28Kg	28Kg